

Signify Classified - Internal
Cooper Lighting Solutions Photometric Lab
1121 Highway 74 South
Peachtree City, GA 30269



Scaled data based on original data using
LM-79-08 Approved Method: Electrical and Photometric Measurements of Solid-
State Lighting Products

Test Report Prepared for
Cooper Lighting Solutions
(formerly Eaton)

Brand: STREETWORKS

Report Number: P867949

Luminaire Tested: **MEM2-HSN-SA-100-750-U-T2R-HSS**

Issue Date: 08/21/2024



Test Information

Test Method: LM-79-08
Report Number: P867949
Test Lab: INNOVATION CENTER(G3)
Issue Date: 08/21/2024
Manufacturer: COOPER LIGHTING SOLUTIONS (FORMERLY EATON)
Product Line: STREETWORKS
Catalog Number: MEM2-HSN-SA-100-750-U-T2R-HSS
Description: EPIC MODERN SHORT HOUSING DISCRETE LED ARRAYS 100W 70CRI 5000K
FIXTURE w/ TYPE II ROADWAY DISTRIBUTION OPTIC AND HOUSE SIDE SHIELD
Light Source: (20) 5000K CCT, 70 CRI LEDS
Ballast/Driver: ELECTRONIC DRIVER

Summary

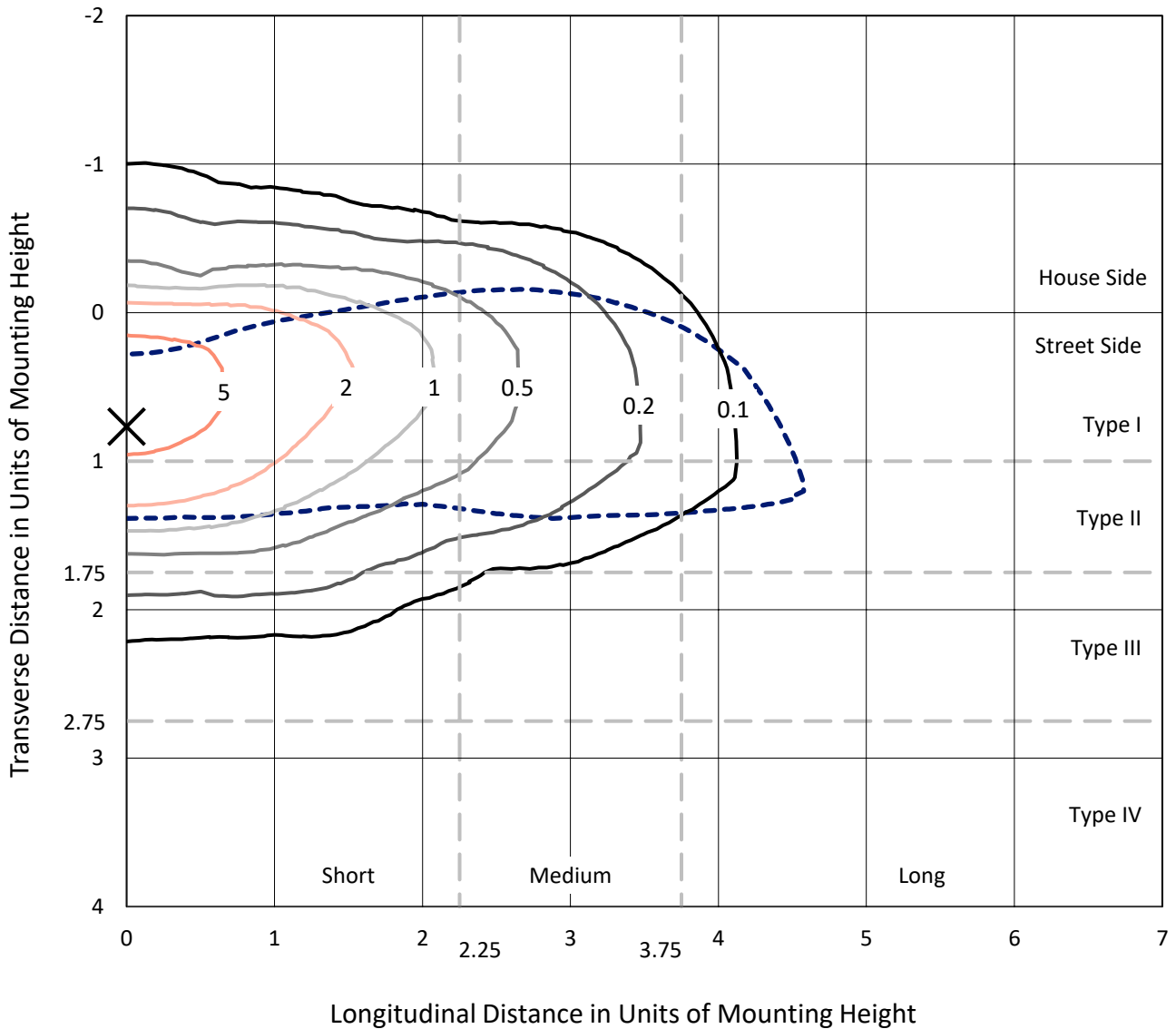
Lumens per Lamp: N/A
Luminaire Lumens: 9052.9 lumens
Efficiency: N/A
Efficacy: 100.6 lumens/watt
Luminous Opening: Rectangular (W 0.67' x L: 0.33' x H: 0')
IES Classification: Type II - Short
BUG Rating: B1 - U0 - G2

Input Watts (W): 90
Input Voltage (V): 120
Input Current (A_{in}): NR
Voltage Rise (V): NR
Power Factor: 0.99
Total Harmonic Distortion (THDi): 6.20%
Frequency (hertz): 60
Stabilization Time: NR
Operation Time: NR
Ambient Temperature (°C): NR
Test Distance: 24 FT

REPORT NUMBER: P867949
 CATALOG NUMBER: MEM2-HSN-SA-100-750-U-T2R-HSS

Iso-Footcandle Lines of Horizontal Illumination

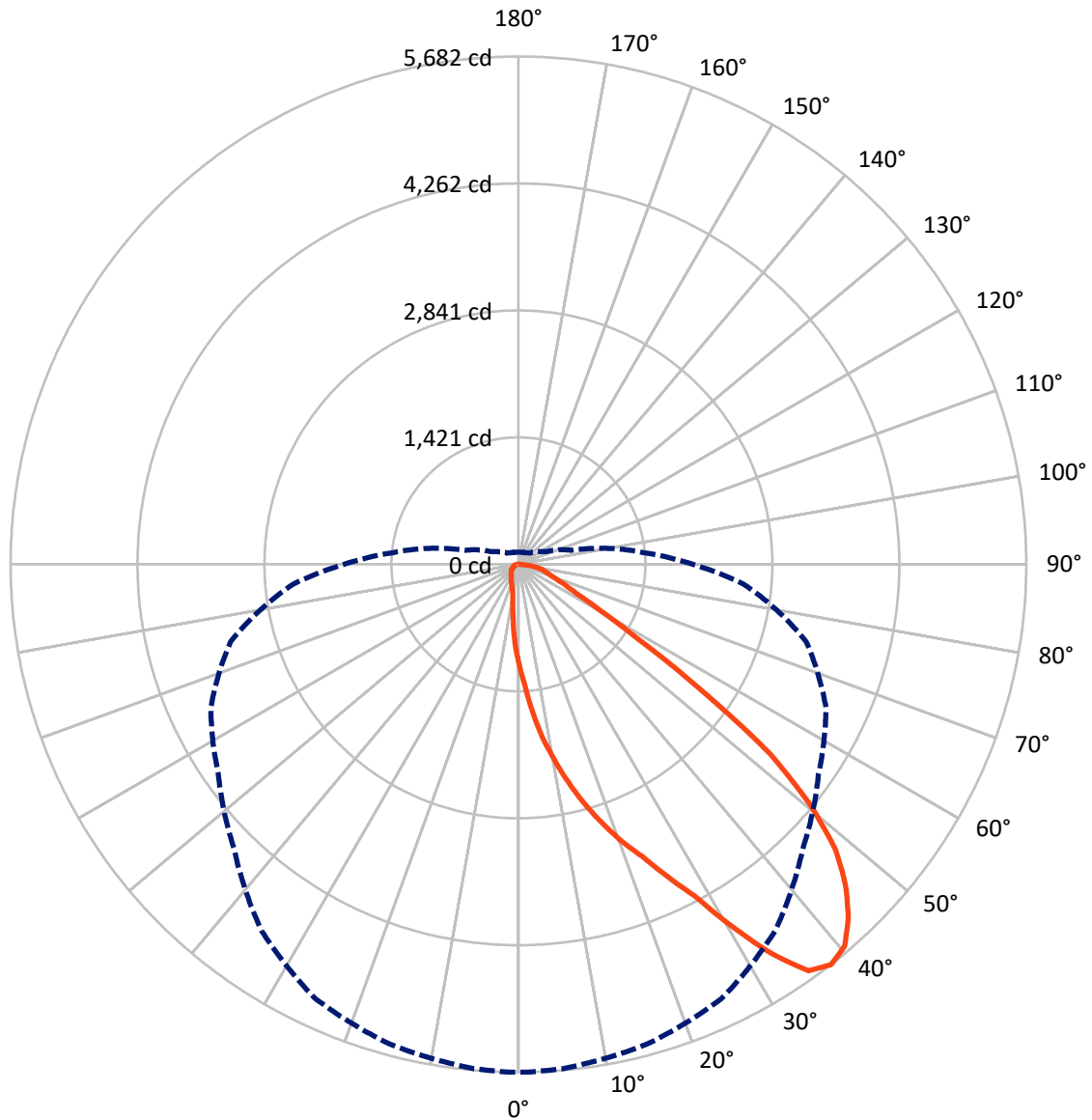
× Max cd
 - - - 1/2 Max cd



Based on 20 foot mounting height. Maximum calculated value = 7.8 fc
 Type II - Short - N/A

REPORT NUMBER: P867949
CATALOG NUMBER: MEM2-HSN-SA-100-750-U-T2R-HSS

Luminous Intensity Polar Plot



— Vertical Plane Through 0-Deg Lateral - - - Horizontal Cone Through 37.5-Deg Vertical

REPORT NUMBER: P867949

CATALOG NUMBER: MEM2-HSN-SA-100-750-U-T2R-HSS

FLUX DISTRIBUTION:

		Downward	Upward	Total
House Side	Lumens	1079.7	0.0	1079.7
	% Fixture	11.9	0.0	11.9
Street Side	Lumens	7973.1	0.0	7973.1
	% Fixture	88.1	0.0	88.1
Total	Lumens	9052.9	0.0	9052.9
	% Fixture	100.0	0.0	100.0

ZONAL LUMENS:

Zone	Lumens	% Fixture
0°-10°	112.5	1.2
10°-20°	393.4	4.3
20°-30°	811.7	9.0
30°-40°	1428.2	15.8
40°-50°	1939.1	21.4
50°-60°	1921.2	21.2
60°-70°	1479.1	16.3
70°-80°	858.4	9.5
80°-90°	109.2	1.2
90°-100°	0.0	0.0
100°-110°	0.0	0.0
110°-120°	0.0	0.0
120°-130°	0.0	0.0
130°-140°	0.0	0.0
140°-150°	0.0	0.0
150°-160°	0.0	0.0
160°-170°	0.0	0.0
170°-180°	0.0	0.0
0°-90°	9052.9	100.0
0°-180°	9052.9	100.0

Coefficient of Utilization



REPORT NUMBER: P867949

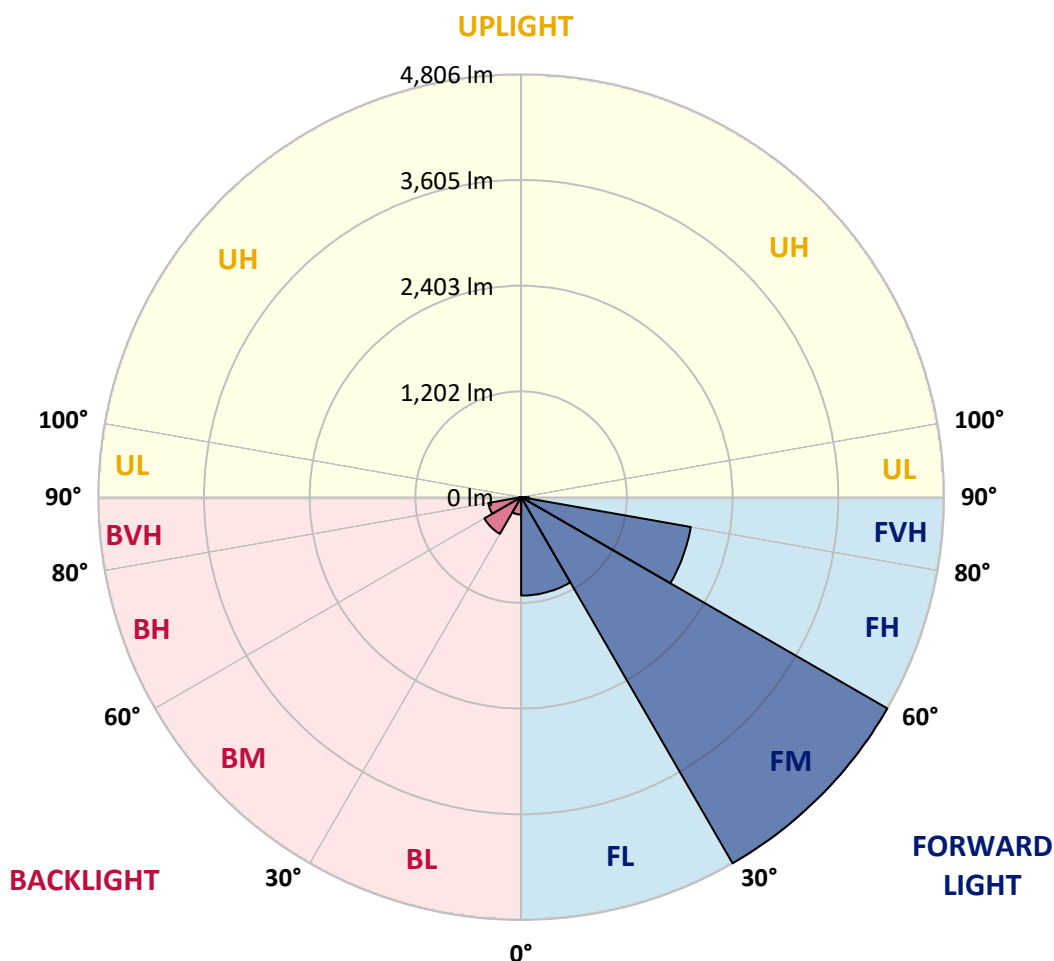
CATALOG NUMBER: MEM2-HSN-SA-100-750-U-T2R-HSS

LUMINAIRE CLASSIFICATION SYSTEM LUMEN TABLE AND BUG RATING:

Zone		Lumens	% Fixture	Zone Rating/Lumen Limit		
				B	U	G
FL	(0°-30°)	1119.1	12.4			
FM	(30°-60°)	4806.3	53.1			
FH	(60°-80°)	1958.7	21.6			G2/5000
FVH	(80°-90°)	89.0	1.0			G1/100
BL	(0°-30°)	198.5	2.2	B1/500		
BM	(30°-60°)	482.2	5.3	B1/1000		
BH	(60°-80°)	378.8	4.2	B1/500		G1/500
BVH	(80°-90°)	20.1	0.2			G1/100
UL	(90°-100°)	0.0	0.0		U0/0	
UH	(100°-180°)	0.0	0.0		U0/0	

BUG Rating: B1-U0-G2

Type II Short





REPORT NUMBER: P867949

CATALOG NUMBER: MEM2-HSN-SA-100-750-U-T2R-HSS

CANDELA DISTRIBUTION (FULL):

	0°	1°	5°	15°	25°	35°	45°	55°	65°	75°	85°
0°	1121.8	1121.8	1121.8	1121.8	1121.8	1121.8	1121.8	1121.8	1121.8	1121.8	1121.8
2.5°	1351.7	1371.9	1356.7	1344.1	1326.4	1308.7	1283.5	1255.7	1220.3	1177.4	1139.5
5°	1657.4	1667.5	1662.5	1654.9	1599.3	1546.2	1493.2	1427.5	1336.5	1255.7	1169.8
7.5°	1963.1	1958.1	1945.4	1922.7	1872.2	1811.5	1715.5	1606.9	1478.0	1336.5	1202.6
10°	2230.9	2238.5	2228.4	2193.0	2129.9	2046.5	1930.3	1806.5	1632.1	1435.1	1248.1
12.5°	2511.4	2516.4	2516.4	2440.6	2397.7	2268.8	2145.0	1978.3	1783.7	1556.3	1301.2
15°	2786.8	2776.6	2776.6	2726.1	2650.3	2506.3	2367.4	2165.2	1945.4	1670.0	1361.8
17.5°	3049.5	3054.6	3031.8	2976.2	2903.0	2764.0	2592.2	2369.9	2104.6	1806.5	1425.0
20°	3309.7	3294.6	3284.5	3228.9	3150.6	2986.3	2822.1	2569.5	2291.6	1960.6	1513.4
22.5°	3552.3	3559.9	3534.6	3446.2	3372.9	3223.8	3036.9	2804.4	2488.6	2114.7	1609.4
25°	3865.6	3840.3	3863.1	3756.9	3643.2	3466.4	3254.2	3024.2	2703.4	2304.2	1728.1
27.5°	4199.1	4214.2	4201.6	4085.4	3931.3	3693.8	3471.4	3226.4	2920.7	2483.6	1862.0
30°	4696.8	4689.2	4691.8	4517.4	4262.2	3979.3	3706.4	3438.6	3137.9	2703.4	2018.7
32.5°	5189.5	5217.3	5149.1	4994.9	4701.9	4274.9	3941.4	3643.2	3347.6	2892.9	2177.9
35°	5586.1	5578.6	5550.8	5379.0	5088.4	4674.1	4209.2	3870.6	3570.0	3125.3	2354.7
37.5°	5682.1	5682.1	5664.5	5558.3	5366.3	5007.6	4499.7	4098.0	3797.4	3332.5	2526.5
40°	5619.0	5606.4	5596.2	5525.5	5421.9	5209.7	4805.4	4333.0	4039.9	3600.3	2716.0
42.5°	5411.8	5414.3	5401.7	5361.3	5305.7	5224.8	4994.9	4583.1	4277.4	3852.9	2903.0
45°	5133.9	5138.9	5123.8	5118.7	5090.9	5090.9	5037.9	4780.2	4502.3	4110.7	3107.6
47.5°	4777.7	4775.1	4767.5	4754.9	4810.5	4871.1	4919.1	4891.3	4701.9	4388.6	3292.1
50°	4234.5	4229.4	4252.1	4315.3	4451.7	4585.6	4727.1	4858.5	4845.9	4646.3	3514.4
52.5°	3529.6	3496.7	3522.0	3716.5	3997.0	4295.1	4494.7	4701.9	4919.1	4919.1	3734.2
55°	2468.4	2496.2	2511.4	2796.9	3350.2	3863.1	4214.2	4482.1	4891.3	5136.4	3976.7
57.5°	1571.5	1581.6	1627.1	1935.3	2584.6	3226.4	3847.9	4287.5	4787.8	5318.3	4219.3
60°	1058.6	1023.2	1058.6	1235.5	1859.5	2531.6	3309.7	4042.4	4638.7	5449.7	4487.1
62.5°	747.9	745.3	755.4	859.0	1326.4	1902.5	2635.2	3711.5	4519.9	5457.3	4686.7
65°	603.8	586.2	593.7	651.8	889.3	1394.6	1932.8	3112.7	4413.8	5323.4	4785.2
67.5°	485.1	477.5	482.6	520.5	667.0	1048.5	1361.8	2367.4	4189.0	5096.0	4729.6
70°	396.7	399.2	401.7	439.6	530.6	793.3	972.7	1624.6	3708.9	4838.3	4479.5
72.5°	343.6	343.6	346.1	371.4	444.7	629.1	735.2	1056.1	3001.5	4560.4	4019.7
75°	303.2	303.2	303.2	325.9	379.0	505.3	571.0	722.6	2155.1	4045.0	3324.9
77.5°	262.8	265.3	265.3	285.5	325.9	394.1	439.6	500.3	1374.4	3125.3	2516.4
80°	202.1	202.1	204.6	227.4	277.9	308.2	323.4	353.7	722.6	1963.1	1596.8
82.5°	141.5	144.0	144.0	146.5	187.0	189.5	174.3	176.9	262.8	651.8	606.4
85°	15.2	17.7	20.2	20.2	32.8	40.4	43.0	40.4	43.0	75.8	75.8
87.5°	0.0	0.0	0.0	0.0	2.5	5.1	5.1	7.6	7.6	7.6	7.6
90°	0.0	0.0	0.0	0.0	0.0	0.0	0.0	0.0	0.0	0.0	0.0



REPORT NUMBER: P867949

CATALOG NUMBER: MEM2-HSN-SA-100-750-U-T2R-HSS

CANDELA DISTRIBUTION (continued):

	90°	95°	105°	115°	125°	135°	145°	155°	165°	175°	180°
0°	1121.8	1121.8	1121.8	1121.8	1121.8	1121.8	1121.8	1121.8	1121.8	1121.8	1121.8
2.5°	1119.2	1101.6	1063.7	1030.8	1000.5	975.2	957.6	934.8	917.1	917.1	927.2
5°	1126.8	1086.4	1008.1	934.8	876.7	821.1	770.6	737.7	712.5	697.3	697.3
7.5°	1136.9	1076.3	957.6	846.4	755.4	667.0	588.7	550.8	512.9	500.3	502.8
10°	1157.1	1071.2	912.1	768.1	631.6	520.5	444.7	404.2	384.0	373.9	373.9
12.5°	1179.9	1071.2	864.1	679.6	520.5	406.8	361.3	331.0	320.9	315.8	310.8
15°	1210.2	1076.3	823.6	586.2	424.5	343.6	310.8	293.1	283.0	277.9	277.9
17.5°	1245.6	1081.4	780.7	510.4	361.3	303.2	277.9	265.3	255.2	250.1	250.1
20°	1291.1	1094.0	737.7	442.1	315.8	277.9	255.2	242.5	232.4	229.9	227.4
22.5°	1346.6	1114.2	694.8	386.6	285.5	252.7	232.4	222.3	214.8	209.7	209.7
25°	1412.3	1139.5	661.9	346.1	262.8	235.0	217.3	204.6	197.1	194.5	194.5
27.5°	1503.3	1182.4	629.1	315.8	245.1	217.3	199.6	189.5	181.9	179.4	176.9
30°	1589.2	1235.5	613.9	308.2	232.4	202.1	189.5	176.9	169.3	166.8	164.2
32.5°	1700.3	1296.1	603.8	308.2	227.4	192.0	176.9	166.8	159.2	156.6	154.1
35°	1819.1	1366.8	603.8	318.3	229.9	184.4	166.8	156.6	149.1	144.0	144.0
37.5°	1947.9	1437.6	608.9	333.5	237.5	179.4	156.6	146.5	139.0	136.4	136.4
40°	2084.4	1533.6	619.0	346.1	245.1	176.9	146.5	139.0	131.4	126.3	126.3
42.5°	2210.7	1609.4	636.7	361.3	250.1	174.3	139.0	131.4	123.8	121.3	121.3
45°	2357.2	1692.8	651.8	371.4	250.1	166.8	131.4	123.8	118.7	116.2	113.7
47.5°	2473.5	1761.0	659.4	376.5	245.1	159.2	123.8	118.7	113.7	108.6	111.2
50°	2615.0	1834.3	672.1	379.0	235.0	149.1	118.7	111.2	106.1	103.6	103.6
52.5°	2751.4	1907.5	682.2	373.9	222.3	136.4	111.2	106.1	101.1	96.0	96.0
55°	2913.1	1988.4	697.3	366.3	202.1	123.8	103.6	98.5	91.0	88.4	85.9
57.5°	3097.5	2094.5	710.0	351.2	176.9	111.2	98.5	91.0	80.8	75.8	75.8
60°	3266.8	2215.8	720.1	313.3	154.1	103.6	91.0	83.4	73.3	70.7	70.7
62.5°	3448.7	2342.1	720.1	247.6	131.4	93.5	85.9	78.3	68.2	65.7	65.7
65°	3575.0	2455.8	697.3	184.4	111.2	88.4	83.4	73.3	63.2	60.6	60.6
67.5°	3610.4	2526.5	634.2	131.4	96.0	83.4	78.3	68.2	60.6	55.6	55.6
70°	3496.7	2470.9	517.9	101.1	83.4	75.8	70.7	63.2	55.6	53.1	53.1
72.5°	3170.8	2258.7	386.6	85.9	73.3	70.7	65.7	58.1	53.1	50.5	50.5
75°	2655.4	1877.2	272.9	75.8	68.2	63.2	58.1	53.1	48.0	48.0	48.0
77.5°	2011.1	1356.7	169.3	68.2	58.1	58.1	53.1	48.0	45.5	43.0	43.0
80°	1298.6	856.5	96.0	48.0	40.4	43.0	37.9	32.8	32.8	30.3	30.3
82.5°	550.8	338.6	50.5	27.8	20.2	17.7	12.6	12.6	10.1	10.1	10.1
85°	55.6	20.2	10.1	7.6	7.6	5.1	5.1	5.1	5.1	2.5	2.5
87.5°	7.6	7.6	7.6	5.1	5.1	5.1	2.5	2.5	2.5	2.5	2.5
90°	0.0	0.0	0.0	0.0	0.0	0.0	0.0	0.0	0.0	0.0	0.0

LM-79-2019: Approved Method: Electrical and Photometric Measurements of Solid-State Lighting Products

Report Prepared for

Cooper Lighting Solutions

Streetworks

Report Number: SP1-2407-157-6

Test Date: 08/07/2024

Luminaire Tested: MEM2-HTN-SA-40-750-U-5WQ-2

Data in this report applies to families of products including MEM2-HTN-SA-40-750-U-5WQ-2

Test Information

Test Method: LM-79-2019
 Report Number: SP1-2407-157-6
 Test Lab: COOPER LIGHTING SOLUTIONS
 Photometer: SP1 - 76IN SPHERE
 Measurement Geometry: 4π
 Issue Date: 08/20/2024
 Manufacturer: COOPER LIGHTING SOLUTIONS
 Product Line: Streetworks
 Catalog Number: **MEM2-HTN-SA-40-750-U-5WQ-2**
 Description: Epic Modern Light Square 40W 5WQ Optic and Flare Trim

Spectral Parameters

CCT (K): 5094
 CIE u': 0.2082
 CIE v': 0.4867
 Duv: 0.0032
 CIE x: 0.3430
 CIE y: 0.3564
 CIE z: 0.3006
 Peak Wavelength (nm): 451
 Dominant Wavelength (nm): 568
 Purity: 9.86439
 Rf: 73.7
 Rg: 93

CRI (Ra):	72.0		
R1:	68.6	R9:	-39.6
R2:	78.1	R10:	47.6
R3:	84.6	R11:	68.2
R4:	71.6	R12:	41.4
R5:	69.6	R13:	70.4
R6:	69.4	R14:	91.4
R7:	80.9	R15:	61.4
R8:	53.1		



Test Conditions

Stabilization Time: 20M
 Operation Time: 1H 20M
 Sphere Temperature (°C): 24.2

REPORT NUMBER: SP1-2407-157-6

Measurement and Test Equipment			
Instrument	Identification Number	Calibration Date	Calibration Due Date
Photometer	IN0058	6/18/2024	12/18/2024
Power Meter	INXT2011004	2/8/2024	2/8/2025
AC Power Source	IN0063	10/24/2023	10/24/2024
DC Power Source	IN0208	10/24/2023	10/24/2024
Sphere Thermometer	IN0085	10/24/2023	10/24/2024
Room Thermometer	IN0046	10/24/2023	10/24/2024

REPORT NUMBER: SP1-2407-157-6

CIE 1931 Chromaticity Diagram



CIE 1931 Chromaticity Diagram with 2017 ANSI 7-Step and 4-Step Quadrangles



Point lies inside the ANSI 5000K 4-step quadrangle

REPORT NUMBER: SP1-2407-157-6

Photopic Flux vs. Wavelength



Photopic Lumens: NR

λ (nm)	Power W [^] /nm	Lumens (φ/nm)	λ (nm)	Power W [^] /nm	Lumens (φ/nm)	λ (nm)	Power W [^] /nm	Lumens (φ/nm)	λ (nm)	Power W [^] /nm	Lumens (φ/nm)	λ (nm)	Power W [^] /nm	Lumens (φ/nm)
360	0	NR	490	114	NR	620	361	NR	750	9	NR	880	0	NR
365	0	NR	495	145	NR	625	326	NR	755	8	NR	885	0	NR
370	0	NR	500	197	NR	630	294	NR	760	7	NR	890	0	NR
375	0	NR	505	259	NR	635	261	NR	765	6	NR	895	0	NR
380	0	NR	510	319	NR	640	232	NR	770	5	NR	900	0	NR
385	0	NR	515	373	NR	645	204	NR	775	4	NR	905	0	NR
390	0	NR	520	414	NR	650	179	NR	780	4	NR	910	0	NR
395	1	NR	525	445	NR	655	157	NR	785	3	NR	915	0	NR
400	3	NR	530	465	NR	660	136	NR	790	3	NR	920	0	NR
405	5	NR	535	482	NR	665	118	NR	795	2	NR	925	0	NR
410	9	NR	540	493	NR	670	102	NR	800	2	NR	930	0	NR
415	18	NR	545	505	NR	675	87	NR	805	2	NR	935	0	NR
420	36	NR	550	515	NR	680	75	NR	810	2	NR	940	0	NR
425	72	NR	555	527	NR	685	65	NR	815	1	NR	945	0	NR
430	134	NR	560	540	NR	690	56	NR	820	1	NR	950	0	NR
435	242	NR	565	550	NR	695	48	NR	825	1	NR	955	0	NR
440	407	NR	570	557	NR	700	41	NR	830	1	NR	960	0	NR
445	684	NR	575	561	NR	705	35	NR	835	1	NR	965	0	NR
450	988	NR	580	559	NR	710	30	NR	840	1	NR	970	0	NR
455	828	NR	585	551	NR	715	26	NR	845	1	NR	975	0	NR
460	473	NR	590	537	NR	720	22	NR	850	1	NR	980	0	NR
465	333	NR	595	516	NR	725	19	NR	855	0	NR	985	0	NR
470	232	NR	600	491	NR	730	16	NR	860	0	NR	990	0	NR
475	146	NR	605	461	NR	735	14	NR	865	0	NR	995	0	NR
480	113	NR	610	429	NR	740	12	NR	870	0	NR	1000	0	NR
485	106	NR	615	395	NR	745	10	NR	875	0	NR			

REPORT NUMBER: SP1-2407-157-6

Scotopic Flux vs. Wavelength



Scotopic Lumens: NR

S/P: 1.81

λ (nm)	Power W [^] /nm	Lumens (φ/nm)	λ (nm)	Power W [^] /nm	Lumens (φ/nm)	λ (nm)	Power W [^] /nm	Lumens (φ/nm)	λ (nm)	Power W [^] /nm	Lumens (φ/nm)	λ (nm)	Power W [^] /nm	Lumens (φ/nm)
360	0	NR	490	114	NR	620	361	NR	750	9	NR	880	0	NR
365	0	NR	495	145	NR	625	326	NR	755	8	NR	885	0	NR
370	0	NR	500	197	NR	630	294	NR	760	7	NR	890	0	NR
375	0	NR	505	259	NR	635	261	NR	765	6	NR	895	0	NR
380	0	NR	510	319	NR	640	232	NR	770	5	NR	900	0	NR
385	0	NR	515	373	NR	645	204	NR	775	4	NR	905	0	NR
390	0	NR	520	414	NR	650	179	NR	780	4	NR	910	0	NR
395	1	NR	525	445	NR	655	157	NR	785	3	NR	915	0	NR
400	3	NR	530	465	NR	660	136	NR	790	3	NR	920	0	NR
405	5	NR	535	482	NR	665	118	NR	795	2	NR	925	0	NR
410	9	NR	540	493	NR	670	102	NR	800	2	NR	930	0	NR
415	18	NR	545	505	NR	675	87	NR	805	2	NR	935	0	NR
420	36	NR	550	515	NR	680	75	NR	810	2	NR	940	0	NR
425	72	NR	555	527	NR	685	65	NR	815	1	NR	945	0	NR
430	134	NR	560	540	NR	690	56	NR	820	1	NR	950	0	NR
435	242	NR	565	550	NR	695	48	NR	825	1	NR	955	0	NR
440	407	NR	570	557	NR	700	41	NR	830	1	NR	960	0	NR
445	684	NR	575	561	NR	705	35	NR	835	1	NR	965	0	NR
450	988	NR	580	559	NR	710	30	NR	840	1	NR	970	0	NR
455	828	NR	585	551	NR	715	26	NR	845	1	NR	975	0	NR
460	473	NR	590	537	NR	720	22	NR	850	1	NR	980	0	NR
465	333	NR	595	516	NR	725	19	NR	855	0	NR	985	0	NR
470	232	NR	600	491	NR	730	16	NR	860	0	NR	990	0	NR
475	146	NR	605	461	NR	735	14	NR	865	0	NR	995	0	NR
480	113	NR	610	429	NR	740	12	NR	870	0	NR	1000	0	NR
485	106	NR	615	395	NR	745	10	NR	875	0	NR			

REPORT NUMBER: SP1-2407-157-6

Melanopic Flux vs. Wavelength



Melanopic Lumens: NR

M/P: 3.73

λ (nm)	Power W [^] /nm	Lumens (φ/nm)	λ (nm)	Power W [^] /nm	Lumens (φ/nm)	λ (nm)	Power W [^] /nm	Lumens (φ/nm)	λ (nm)	Power W [^] /nm	Lumens (φ/nm)	λ (nm)	Power W [^] /nm	Lumens (φ/nm)
360	0	NR	490	114	NR	620	361	NR	750	9	NR	880	0	NR
365	0	NR	495	145	NR	625	326	NR	755	8	NR	885	0	NR
370	0	NR	500	197	NR	630	294	NR	760	7	NR	890	0	NR
375	0	NR	505	259	NR	635	261	NR	765	6	NR	895	0	NR
380	0	NR	510	319	NR	640	232	NR	770	5	NR	900	0	NR
385	0	NR	515	373	NR	645	204	NR	775	4	NR	905	0	NR
390	0	NR	520	414	NR	650	179	NR	780	4	NR	910	0	NR
395	1	NR	525	445	NR	655	157	NR	785	3	NR	915	0	NR
400	3	NR	530	465	NR	660	136	NR	790	3	NR	920	0	NR
405	5	NR	535	482	NR	665	118	NR	795	2	NR	925	0	NR
410	9	NR	540	493	NR	670	102	NR	800	2	NR	930	0	NR
415	18	NR	545	505	NR	675	87	NR	805	2	NR	935	0	NR
420	36	NR	550	515	NR	680	75	NR	810	2	NR	940	0	NR
425	72	NR	555	527	NR	685	65	NR	815	1	NR	945	0	NR
430	134	NR	560	540	NR	690	56	NR	820	1	NR	950	0	NR
435	242	NR	565	550	NR	695	48	NR	825	1	NR	955	0	NR
440	407	NR	570	557	NR	700	41	NR	830	1	NR	960	0	NR
445	684	NR	575	561	NR	705	35	NR	835	1	NR	965	0	NR
450	988	NR	580	559	NR	710	30	NR	840	1	NR	970	0	NR
455	828	NR	585	551	NR	715	26	NR	845	1	NR	975	0	NR
460	473	NR	590	537	NR	720	22	NR	850	1	NR	980	0	NR
465	333	NR	595	516	NR	725	19	NR	855	0	NR	985	0	NR
470	232	NR	600	491	NR	730	16	NR	860	0	NR	990	0	NR
475	146	NR	605	461	NR	735	14	NR	865	0	NR	995	0	NR
480	113	NR	610	429	NR	740	12	NR	870	0	NR	1000	0	NR
485	106	NR	615	395	NR	745	10	NR	875	0	NR			

Summary

$R_f = 73.7$
 $R_g = 93$
 $CIE R_a = 72.0$
 $R_9 = -39.6$

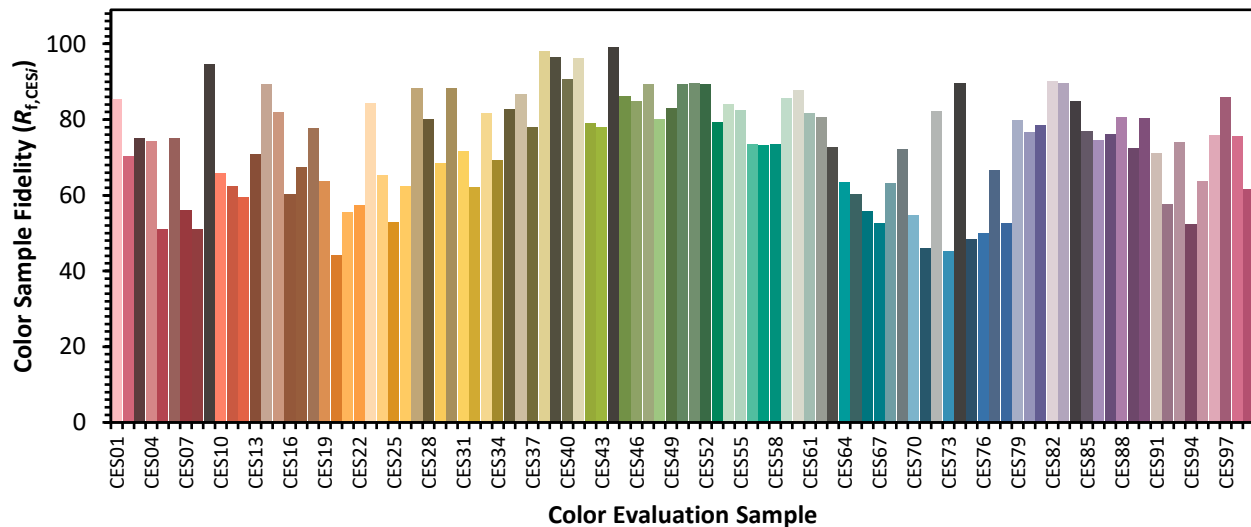


Color Vector Graphics



Individual Sample Fidelity Index ($R_{f,i}$)

CES01 = 85	CES26 = 62	CES51 = 90	CES76 = 50
CES02 = 59	CES27 = 88	CES52 = 89	CES77 = 67
CES03 = 30	CES28 = 80	CES53 = 79	CES78 = 53
CES04 = 69	CES29 = 69	CES54 = 84	CES79 = 80
CES05 = 46	CES30 = 88	CES55 = 83	CES80 = 77
CES06 = 50	CES31 = 72	CES56 = 74	CES81 = 78
CES07 = 38	CES32 = 62	CES57 = 73	CES82 = 90
CES08 = 38	CES33 = 82	CES58 = 73	CES83 = 90
CES09 = 29	CES34 = 69	CES59 = 86	CES84 = 85
CES10 = 72	CES35 = 83	CES60 = 88	CES85 = 77
CES11 = 56	CES36 = 87	CES61 = 82	CES86 = 75
CES12 = 61	CES37 = 78	CES62 = 81	CES87 = 76
CES13 = 41	CES38 = 98	CES63 = 73	CES88 = 81
CES14 = 74	CES39 = 96	CES64 = 63	CES89 = 72
CES15 = 70	CES40 = 91	CES65 = 60	CES90 = 80
CES16 = 46	CES41 = 96	CES66 = 56	CES91 = 71
CES17 = 49	CES42 = 79	CES67 = 53	CES92 = 58
CES18 = 55	CES43 = 78	CES68 = 63	CES93 = 74
CES19 = 71	CES44 = 99	CES69 = 72	CES94 = 52
CES20 = 63	CES45 = 86	CES70 = 55	CES95 = 64
CES21 = 85	CES46 = 85	CES71 = 46	CES96 = 76
CES22 = 77	CES47 = 89	CES72 = 82	CES97 = 86
CES23 = 91	CES48 = 80	CES73 = 45	CES98 = 76
CES24 = 90	CES49 = 83	CES74 = 90	CES99 = 62
CES25 = 71	CES50 = 89	CES75 = 48	



Color Rendition by Hue-Angle Bin



Measure Comparisons



(END OF REPORT)